

TECHNICAL SHEET

VERSAPIPE® HD100 PW

High Density Polyethylene DIPS Pipe for Potable Water Applications

Manufactured from PE4710. Certified to NSF pw, CSA B137.1 and NSF 14.



Scope

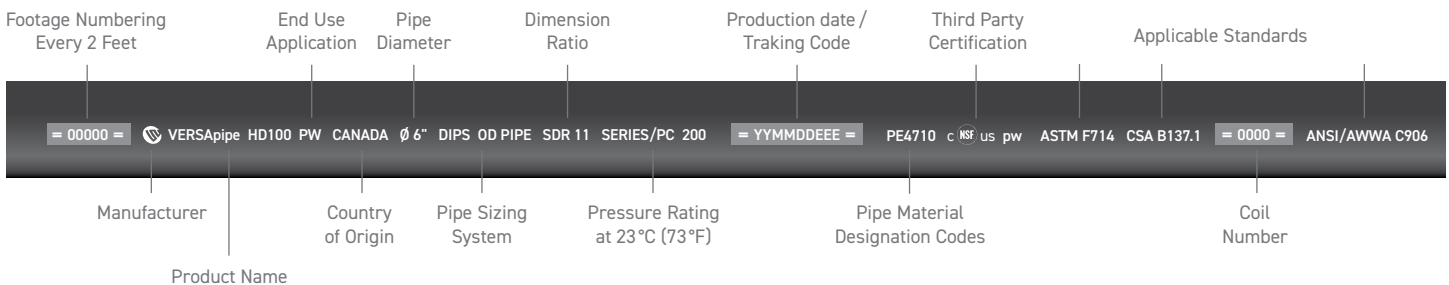
This specification sheet designates the requirements of **VERSAPIPE® HD100 PW** high density polyethylene water pipe based on outside diameter "Ductile Iron Pipe Size" (DIPS) SDR and third party certified to CSA B137.1 and NSF 14 standards. It describes the minimum requirements for the fabrication of **VERSAPIPE® HD100 PW** pipe for potable water and wastewater transport applications at operating pressure up to 1,38 MPa (200 psi). The maximum recommended operating temperature for pressure service is 60°C (140°F).

Raw Material

All **VERSAPIPE® HD100 PW** high density polyethylene pipe are manufactured from PE4710 high density polyethylene resin listed in the Plastics Pipe Institute (PPI) TR-4 listing and meeting the cell classification PE445574, or equivalent, as per ASTM D3350. The raw material with carbon black as an UV inhibitor allowing the pipe to be stored outside. This formulation is classified CC2 for its oxidative resistance. See the tables below for more information.

Printline

Versaprofiles VERSAPIPE® HD100 PW pipe is identified with permanent marking and sequential footage numbering every two (2) feet.



Handling, joining and installation

Do not drag or roll DIPS **VERSAPIPE® HD100 PW** pipe across rocks or rough ground. Installation and backfill practices for DIPS **VERSAPIPE® HD100 PW** pipe in trenched should comply with guidelines prepared by the Plastics Pipe Institute (PPI)¹, and according to the installation recommendations found in CSA B137.1 standards. DIPS **VERSAPIPE® HD100 PW** pipe is connected by heat fusions in accordance with ASTM F2620 and Plastics Pipe Institute (PPI)² recommendations. The fittings have to be made of the same type of polyethylene as the pipe itself.

¹ <http://plasticpipe.org/pdf/chapter07.pdf> ² <http://plasticpipe.org/pdf/chapter09.pdf>

→ CONTACT US

info@versaprofiles.com 1 877 335 7473



VERSAPROFILES
TUBES, PROFILES, COMPLEX SOLUTIONS MADE SIMPLE

RAW MATERIAL PROPERTIES AND CELL CLASSIFICATION¹ (PER ASTM D3350)

Properties	Cell Classification (445574C)	ASTM Test Method	Typical Values	
			Imperial Units	SI Units
Density (natural)	4	D792	0,949 g / cm ³	0,949 g / cm ³
Melt Index (190 °C / 2,16 kg)	4	D1238	7 g / 10 min	7 g / 10 min
Flexural Modulus	5	D790B	150 000 psi	1 030 MPa
Tensile Strength at Yield	5	D638	> 3 500 psi	> 24,1 MPa
Elongation at Break	-	D638	> 500%	> 500%
Resistance to Slow Crack Growth (SCG), h (PENT)	7	F1473	> 10 000 h	> 10 000 h
Hydrostatic Design Basis @ 23 °C (73 °F)	4	D2837	1 600 psi	11 MPa
Hydrostatic Design Basis @ 60 °C (140 °F)			1 000 psi	6,9 MPa
Carbon Black Concentration	C	-	2%	2%
IZOD Impact Strength, Notched		D256A	> 9.1 ft-lb / po	> 490 J / m
Brittleness Temperature		D746A	< -103 °F	< -75 °C
Thermal Stability		D3350	> 428 °F	> 220 °C
Oxidative resistance class		D3350	CC2	CC2

¹ Material listed in the Plastic Pipe Institute TR-4 listing.

STANDARD PRODUCT SIZES DIPS SDR² (PER ASTM F714 AND D3035)

Certified : NSF PW NSF 14 AINSI / AWWA C906 Color : Black

Nominal Pipe Size in ³	Outside Diameter in (mm)	Tolerance ± in (mm)	SDR 17		DR 13,5		SDR 11	
			Minimum Wall Thickness in (mm)	Weight for 100 ft lb (kg)	Minimum Wall Thickness in (mm)	Weight for 100 ft lb (kg)	Minimum Wall Thickness in (mm)	Weight for 100 ft lb (kg)
4 (100)	4,800	0,022	0,282	176,0	0,356	218,1	0,436	261,8
	(121,92)	(0,56)	(7,16)	(79,9)	(9,04)	(99,1)	(11,07)	(119,0)
6 (150)	6,900	0,031	0,406	363,8	0,511	443,6	0,627	541,2
	(175,26)	(0,79)	(10,31)	(165,4)	(12,98)	(201,6)	(15,93)	(246,0)
8 (200)	9,050	0,041	0,532	625,1	0,670	773,9	0,823	931,9
	(229,87)	(1,04)	(13,51)	(284,1)	(17,02)	(351,8)	(20,90)	(423,6)
3 (75)	3,960	0,018	0,233	119,7	0,293	148,2	0,360	178,4
	(100,58)	(0,45)	(5,92)	(54,3)	(7,53)	(67,2)	(9,14)	(80,9)

PRESSURE RATING DIPS SDR

Pipe Standard Dimension Ratio (SDR)	Standard Pressure Rating (PSIG @ 23 °C [73 °F])	
	psi	kPa
17	125	900
13,5	160	1 100
11	200	1 380



MINIMUM BENDING RADIUS


Pipe Standard Dimension Ratio (SDR)	Minimum Long Term Cold Bending Radius
17	27 x OD
11 and 13,5	25 x OD

OD = Pipe outside diameter.

² DIPS (Ductile Iron Pipe Size) SDR (outside diameter controlled pipe) pipe dimensions.

³ Ask your account manager about the availability of the displayed sizes. Versaprofiles may also offer options that are not listed in this document.

→ CONTACT US info@versaprofiles.com 1 877 335 7473  



VERSAPROFILES
TUBES, PROFILES, COMPLEX SOLUTIONS MADE SIMPLE

FLUID VOLUME CALCULATION

$V = \pi r^2 L$
<p>Where</p> <p>V = Volume, ft³ (m³)</p> <p>π = 3,1416...</p> <p>r = Pipe Inside Radius (ID/2), ft (m)</p> <p>L = Pipe Length, ft (m)</p>
<p>For Weight Calculation, $W = V D$</p> <p>Where</p> <p>W = Weight, lb</p> <p>V = Calculated Volume, ft³</p> <p>D = Fluid Density, lb/ft³</p>

TEMPERATURE COMPENSATING MULTIPLIER

Maximum Pipe Sustained Temperature		Compensating Multiplier
°F	°C	
-20	-29	2,54
-10	-23	2,36
0	-18	2,18
10	-12	2,00
20t	-7	1,81
30	-1	1,65
40	4	1,49
50	10	1,32
60	16	1,18
73,4	23	1,00
80	27	0,93
90	32	0,82
100	38	0,73
110	43	0,64
120	49	0,58
130	54	0,50
140	60	0,43


THERMAL EXPANSION CALCULATION

$\Delta L = L \alpha \Delta T$
<p>Where</p> <p>ΔL = Pipeline Length Variation, ft</p> <p>L = Pipe Length, ft</p> <p>α = 12×10^{-5} (Linear Thermal Expansion coefficient, in/[in °F])</p> <p>ΔT = Temperature Variation, °F</p>

PACKAGING TYPE AND STANDARD LENGTHS¹

Nominal Diameter in ²	Stick ft	
4 to 8	20, 40, 50	
Nominal Diameter in ²	Coil ft	Reel ft (m)
4	100, 300	656 (200)
6	-	944 (288)

¹ Other stick, roll and coil lengths available on request. ² Other diameters & DR available on request.



References: ASTM Standards D3350, F2620 and F714 – CSA B137.1 – ANSI/AWWA C906 Standards – NSF 14 – Plastics Pipe Institute (PPI), http://plasticpipe.org/publications/pe_handbook.html

Versaprofiles can change the information contained in this document without notice. Please contact the customer service to receive an updated version.

→ CONTACT US

info@versaprofiles.com 1 877 335 7473

VERSAPROFILES
TUBES, PROFILES, COMPLEX SOLUTIONS MADE SIMPLE



About Versaprofiles

With over 50 years of experience in thermoplastic extrusion, **Versaprofiles** offers innovation to make your job easier and lighten your workload. We are producing pipe and tubing for maple sap, geothermal, water and natural gas distribution applications in addition of specializing into custom made profiles. With our collective expertise in various sectors and our versatile equipment, we can bring your projects to higher level. We work closely and in a friendly atmosphere with each partner to deliver products that meet expectations and provide dedicated customer service.



Versaprofiles can change the information contained in this document without notice. Please contact the customer service to receive an updated version.

→ CONTACT US

info@versaprofiles.com 1 877 335 7473

