

# TECHNICAL SHEET

# VERSAPIPE® HD100 GEO

## High Density Polyethylene IPS Pipe for Geothermal Applications

Manufactured from PE4710. Certified to NSF/ANSI 358-1, ANSI/CSA/IGSHPA C448 and CSA B137.1.



Certified to NSF/ANSI 358

### Scope

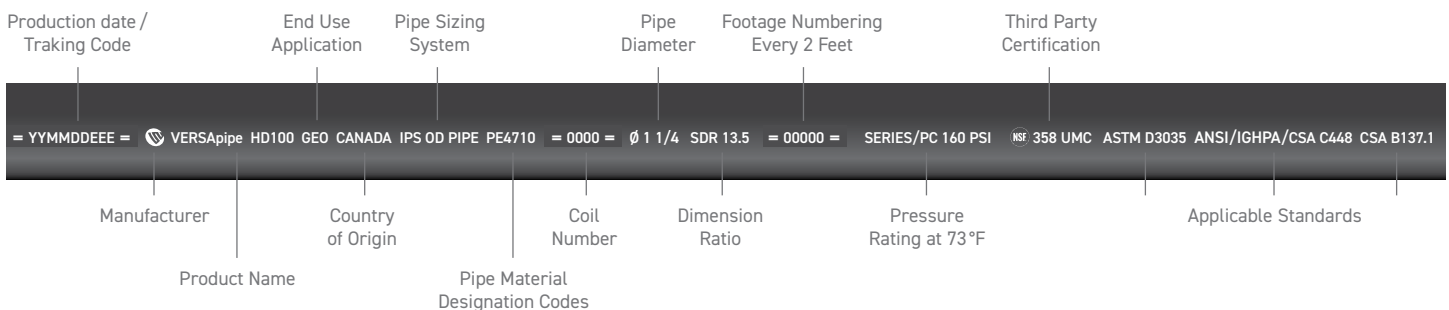
This technical data sheet designates the properties of the **VERSAPIPE® HD100 GEO** pipe for use in ground source heat pump exchanger applications. It describes the minimum requirements established by **Versaprofiles** for the design and manufacture of a pipe especially created for various closed-loop heat exchanger purposes, like vertical, horizontal and pond installations.

### Raw Material

All **VERSAPIPE® HD100 GEO** geothermal high density polyethylene pipes are manufactured from PE4710 high density polyethylene resin meeting the cell classification 445574C, or equivalent, as per ASTM D3350. The raw material is filled with carbon black as an ultra violet inhibitor and can be stored outside. In addition, the raw material offers good protection against chemical products such as glycol and methanol. (See the tables below for more information.)

### Printline

**Versaprofiles VERSAPIPE® HD100 GEO** pipe is identified with permanent marking and sequential footage numbering every two (2) feet.



### Handling, joining and installation

All **VERSAPIPE® HD100 GEO** geothermal loops and pipes are manufactured according to the requirements of NSF/ANSI 358 and ASTM F2620 standards, with heat fusion fittings meeting the requirements of ASTM D2683 or ASTM D3261. The fittings must be made of PE4710 high density polyethylene.

To ensure complete integrity of the piping system, **VERSAPIPE® HD100 GEO** pipes must be handled with care. Do not drag or roll pipe across rocks or rough ground. Installation and backfill practices for **VERSAPIPE® HD100 GEO** pipes in trenched, vertical bore or pond applications, should comply with guidelines prepared by the International Ground Source Heat Pump Association (IGSHPA), Plastics Pipe Institute (PPI)<sup>1</sup>, and according to the installation recommendations found in ANSI/CSA/IGSHPA C448 and CSA B137.1 standards. Before being buried, the loops should be tested using pressurized water at a maximum 150% of the nominal pressure related to the dimension ratio. This test should never be done using air or compressed gas.

<sup>1</sup><http://plasticpipe.org/pdf/chapter12.pdf> <sup>2</sup> <http://plasticpipe.org/pdf/chapter09.pdf>

→ CONTACT US

[info@versaprofiles.com](mailto:info@versaprofiles.com) 1 877 335 7473



**VERSAPROFILES**  
TUBES, PROFILES, COMPLEX SOLUTIONS MADE SIMPLE

RAW MATERIAL PROPERTIES AND CELL CLASSIFICATION (PER ASTM D3350)



Properties	Cell Classification (445574C)	ASTM Test Method	Typical Values	
			Imperial Units	SI Units
Density (natural)	4	D 792	0,949 g / cm <sup>3</sup>	0,949 g / cm <sup>3</sup>
Melt Index (190 °C / 2,16 kg)	4	D 1238	0,075 g / 10 min	0,075 g / 10 min
Flexural Modulus (2% secant)	5	D 790	150 000 psi	1 034 MPa
Tensile Strength at Yield	5	D 638	3 500 psi	24,1 MPa
Resistance to Slow Crack Growth (SCG), h (PENT)	7	F 1473	> 5 000 h	> 5 000 h
Hydrostatic Design Basis @ 73°F (23°C)	4	D 2837	1 600 psi	11,0 MPa
Carbon Black Concentration	C	-	2%	2%
Elongation at Break		D 638	> 800%	> 800%
IZOD Impact Strength, Notched		D 256	> 8,0 pi-lb / po	> 427 J / m
Brittleness Temperature		D 746	< -180°F	< -118°C
Environmental Stress Crack Resistance		D 1693 (C Condition)	> 1 000 h	> 1 000 h
Thermal Conductivity		-	0,23 BTU / (h pi °F)	0,40 W / (m °K)
Specific Heat Capacity		-	0,54 BTU / (lb °F)	2,25 kJ / (kg °C)


STANDARD PRODUCT SIZES IPS SIDR<sup>1</sup> (PER ASTM D3035)

Color : Black

Nominal Pipe Size in (IPS) <sup>2</sup>	Outside Diameter in (mm)	Tolerance ± in (mm)	SDR 17 (125 psi)		SDR 13,5 (160 psi)		SDR 11 (200 psi)		SDR 9 (250 psi)	
			Minimum Wall Thickness in (mm)	Weight for 100 ft lb (kg)	Minimum Wall Thickness in (mm)	Weight for 100 ft lb (kg)	Minimum Wall Thickness in (mm)	Weight for 100 ft lb (kg)	Minimum Wall Thickness in (mm)	Weight for 100 ft lb (kg)
3/4	1,050	0,004	0,078 *	11,1 *	0,078 *	11,1 *	0,095	13,0	0,117	15,3
	(26,67)	(0,10)	(1,98) *	(5,0) *	(1,98) *	(5,0) *	(2,41)	(5,9)	(2,97)	(7,0)
1	1,315	0,005	0,097 *	16,9 *	0,097 *	16,9 *	0,120	20,1	0,146	23,6
	(33,40)	(0,13)	(2,46) *	(7,7) *	(2,46) *	(7,7) *	(3,05)	(9,1)	(3,71)	(10,7)
1 ¼	1,660	0,005	0,123 *	26,5 *	0,123 *	26,5 *	0,151	31,5	0,184	37,3
	(42,16)	(0,13)	(3,12) *	(12,1) *	(3,12) *	(12,1) *	(3,84)	(14,3)	(4,67)	(17,0)
1 ½	1,900	0,006	0,141 *	34,5 *	0,141 *	34,5 *	0,173	41,1	0,211	48,9
	(48,26)	(0,15)	(3,58) *	(15,7) *	(3,58) *	(15,7) *	(4,39)	(18,7)	(5,36)	(22,2)
2	2,375	0,006	0,176 *	53,3 *	0,176 *	53,3 *	0,216	64,2	0,264	76,6
	(60,31)	(0,15)	(4,47) *	(24,2) *	(4,47) *	(24,2) *	(5,49)	(29,2)	(6,71)	(34,8)
3	3,500	0,008	0,259	115,6	0,259	115,6	0,318	139,2	0,389	166,3
	(88,90)	(0,20)	(6,58)	(52,6)	(6,58)	(52,6)	(8,08)	(63,3)	(9,88)	(75,6)
4	4,500	0,009	0,333	191,2	0,333	191,2	0,409	230,2	0,500	274,8
	(114,30)	(0,23)	(8,46)	(86,9)	(8,46)	(86,9)	(10,39)	(104,7)	(12,70)	(124,9)
6	6,625	0,011	0,491 **	415,0 **	0,491 **	415,0 **	0,602 **	498,9 **	0,736 **	595,5 **
	(168,28)	(0,28)	(12,47) **	(188,6) **	(12,47) **	(188,6) **	(15,29) **	(226,8) **	(18,69) **	(270,7) **
8	8,625	0,013	0,639 **	703,3 **	0,639 **	703,3 **	0,784 **	845,9 **	0,958 **	1 009,3 **
	(219,08)	(0,33)	(16,23) **	(319,7) **	(16,23) **	(319,7) **	(19,91) **	(384,5) **	(24,33) **	(458,8) **
10	10,750	0,015	0,331 **	476,7 **	0,796 **	1 092,0 **	0,977 **	1 313,9 **	1,194 **	1 567,7 **
	(273,05)	(0,38)	(8,41) **	(216,7) **	(20,22) **	(496,4) **	(24,82) **	(597,2) **	(30,33) **	(712,6) **

<sup>1</sup> IPS (Iron Pipe Size) SDR (outside diameter controlled pipe) pipe dimensions.  
<sup>2</sup> Ask your account manager about the availability of the displayed sizes. Versaprofiles may also offer options that are not listed in this document.  
 \* Only certified to ANSI/CSA/IGSHPA C448 and CSA B137.1. \*\* Not NSF/ANSI 358-1 certified, ANSI/CSA/IGSHPA C448 and CSA 137.1.

→ CONTACT US [info@versaprofiles.com](mailto:info@versaprofiles.com) 1 877 335 7473  



**VERSAPROFILES**  
TUBES, PROFILES, COMPLEX SOLUTIONS MADE SIMPLE

PACKAGING TYPE AND STANDARD LENGTHS - GEOTHERMAL PRODUCTS

VERTICALOOP™

Single U-bend


Nominal Diameter in	GEO-GLIDE U-POINT	U-BEND	U-bend Length ft (5 feet increment)
3/4	●	-	300 to 675
1	●	-	
1 ¼	●	-	
1 ½	-	●	300 to 600



TWINLOOP™

Double U-bend

Nominal Diameter in	U-bend Length ft (5 feet increment)
1 ¼	300 to 1 000
1 ½	300 to 900



VERTICALOOP™ and TWINLOOP™ are manufactured according to the requirements of NSF/ANSI 358 and ASTM F2620 standards, with heat fusion fittings meeting the requirements of ASTM D2683 or ASTM D3261.

STICKS

Nominal Diameter in	Length ft <sup>1</sup>
1/2 à 10	20, 40, 50



TITAN™ REEL

Nominal Diameter in	Length ft <sup>1</sup>
3/4	15 000
1	12 000
1 ¼	7 000
1 ½	5 500
2	3 000



<sup>1</sup> Other stick, roll and coil lengths available on request.

References: ASTM Standards D2683, D3035, D3261, D3350 and F2620 – ANSI/CSA/IGSHPA C448 and B137.1 Standards – NSF/ANSI 358 Standards – Plastics Pipe Institute (PPI), [http://plasticpipe.org/publications/pe\\_handbook.html](http://plasticpipe.org/publications/pe_handbook.html)

Versaprofiles can change the information contained in this document without notice. Please contact the customer service to receive an updated version.

→ CONTACT US

info@versaprofiles.com 1 877 335 7473



VERSAPROFILES  
TUBES, PROFILES, COMPLEX SOLUTIONS MADE SIMPLE



**About Versaprofiles**

With over 50 years of experience in thermoplastic extrusion, **Versaprofiles** offers innovation to make your job easier and lighten your workload. We are producing pipe and tubing for maple sap, geothermal, water and natural gas distribution applications in addition of specializing into custom made profiles. With our collective expertise in various sectors and our versatile equipment, we can bring your projects to higher level. We work closely and in a friendly atmosphere with each partner to deliver products that meet expectations and provide dedicated customer service.

MEMBER OF



Versaprofiles can change the information contained in this document without notice. Please contact the customer service to receive an updated version.

→ CONTACT US

[info@versaprofiles.com](mailto:info@versaprofiles.com) 1 877 335 7473

